

Spend Your Tokens!

The LME Library has partnered with local businesses to bring you LME Tokens that can be spent at participating businesses:

- Dirt Road Designs
- The Garden Spot
- Ellen's Diner
- Princeville Pharmacy
- The Feed Store
- Princeville Prints
- (restaurant only)
- Stomping Ground
- Frosted Bakery
- (new ice cream shop)

Log your reading in the ReaderZone app to earn 1 LME Token for every 100 minutes (1000 min maximum) you read/listen to books. Tokens may be spent at the businesses above from June 1 to July 31, 2022. Each LME Token is worth \$1.00.

LME Tokens may not be redeemed for cash and no change will be given. LME Library reimburses the businesses for the tokens collected, so shop local!



Read Beyond The Beaten Path

Summer Reading 2022
May 31 - June 30



OPEN TO ALL AGES!

207 N WALNUT | PRINCEVILLE, IL | 309.385.4540 | LMELIBRARY.ORG



Lets Get Started!

1. Register at bit.ly/LMEsignup and join ReaderZone program **42708**.
2. Record your reading in the app.
3. Earn an LME Token for every 100 minutes of reading.
4. Pick them up at the library & spend them at participating local businesses.



Track Your Reading!

GETTING STARTED WITH
 Reader Zone



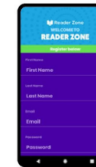
Use program code: **42708**

1



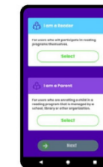
GET THE APP
 Download the ReaderZone app by searching your app store for "ReaderZone."

2



SIGN UP
 Create an account or login with last years account.

3



ACCOUNT TYPE
 A Reader account is for one person. A Parent account allows you to track your whole family under the same account.

4



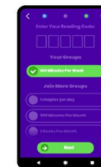
FOR PARENTS
 Add your first reader, you can add more readers later.

5



ENTER CODE
 Enter the 5-digit reading program code provided by the library.

6



READING GROUP
 Select the Reading Group that matches the reader's age and click "Next."

7



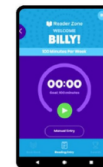
BOOK BANK
 OPTIONAL: Enter the books you're reading or have finished by using the search function.

8




CLICK GO!
 Use the "Go" button to view your account and make reading entries.

9



TRACK READING!
 Make a reading entry manually or use the built-in timer feature.

10



MANAGE ACCOUNT*
 Manage a reader account by clicking the blue circle icon on any reading entry page.

RETURNING READERS:

After logging in, select "View Reader" under a readers name. Then the circle in the top corner. Next choose "[Edit Reading Group](#)" and "[+Join A Group](#)." Enter this year's Reading Code and pick the appropriate reading group. Repeat for all of your additional readers.

**On the "Manage Account" page you have access to a variety of tools such as "View Progress" where you can look back at all the reading you have logged and you can "Add Past Reading" that you completed up to 10 days ago. From here you are also able to actively manage your Reading Groups and Reader Profile.*

You can also register at ReaderZone.com on a computer, no download required. No computer or internet? Call us and we can register you and update your minutes for you!